



Hogan
Lovells

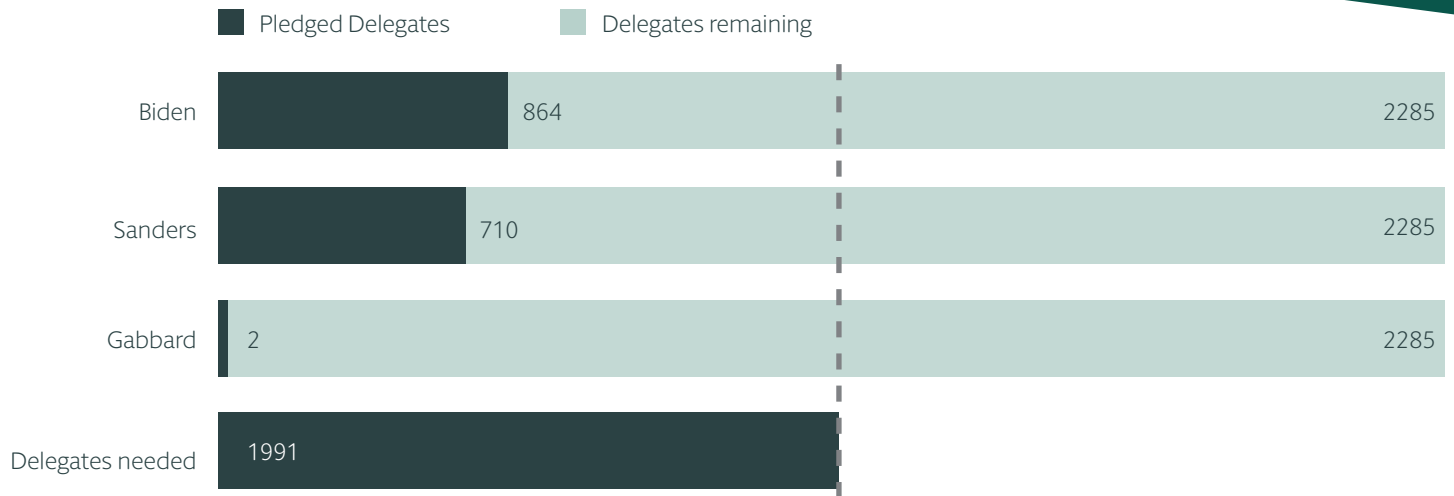
Primaries, polls, and results

The March 10 primaries showed a decisive lead for former Vice President Joe Biden over Sen. Bernie Sanders as the Democratic nominee for president. Biden swept Michigan, Mississippi, Missouri, and Idaho while Sanders won North Dakota and has a sliver of a lead in the state of Washington, which has not been called yet.

Biden continues to gain momentum and endorsements, proving that electability is the driving force behind Democratic voters in 2020. Rather than seeing his base expand, Sanders saw significant drops in young voter turnout and support from African American voters. There is also a large swell in women voters turning out to vote for Biden. The question that remains is whether there is any path for Sanders to win the nomination as he faces more pressure to suspend his campaign. Sanders announced March 11 that he still plans to debate Joe Biden on March 15. Sanders recognized that he is losing in delegate count and electability, but said he's winning the generational debate and a "substantial majority" of Americans support his progressive agenda. He noted that he plans to press Biden in the debates on how he will handle the many issues that his supporters are concerned with, including climate change, education, and health care.

Delegate tracker as of 3/11/20

(Super Delegates excluded)



Delegates needed on 1st Round: 1991

State	Total	Undecided	Biden	Gabbard	Sanders
March 11 Idaho	20	0	11	0	9
March 11 Michigan	125	1	72	0	52
March 11 Mississippi	36	0	34	0	2
March 11 Missouri	68	0	44	0	23
March 11 North Dakota	14	0	6	0	8
March 11 Washington	89	55	17	0	17

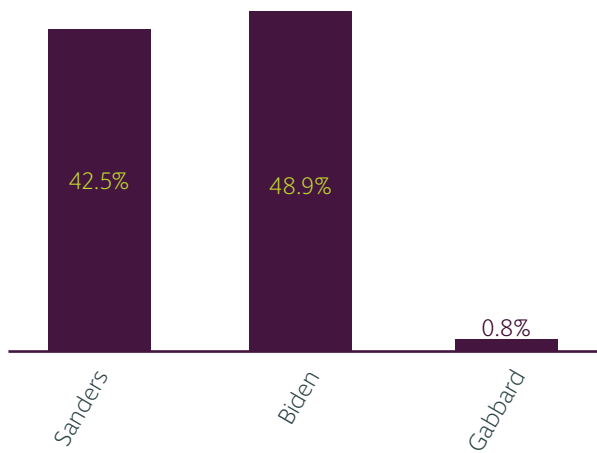


Idaho

This is the first year that Idaho had held a primary rather than a caucus. In 2016 Bernie Sanders won over 78% of the vote in Idaho. This year, he received less than half the votes.

Polling

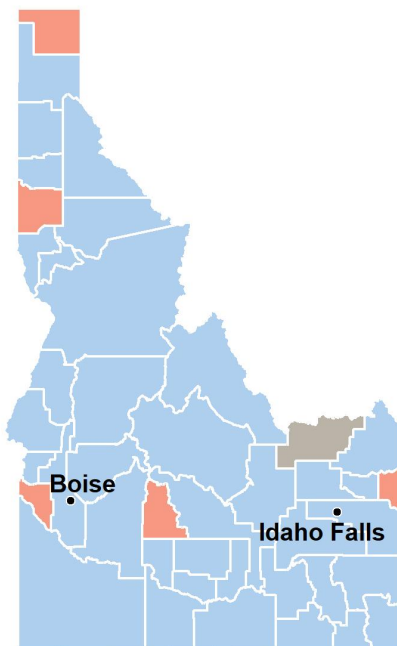
Fivethirtyeight aggregate | 3-11-20



Candidate	Votes	Percent	Deligates
Biden	52,503	48.9%	11
Sanders	45,639	42.5%	9
Gabbard	864	0.8%	0

Winner

Idaho 2020 Caucus Results | 20 delegates



Results by county	
Joe Biden	Amy Klobuchar
Elizabeth Warren	Tom Steyer
Bernie Sanders	Tulsi Gabbard
Mike Bloomberg	Pete Buttigieg
	Tie

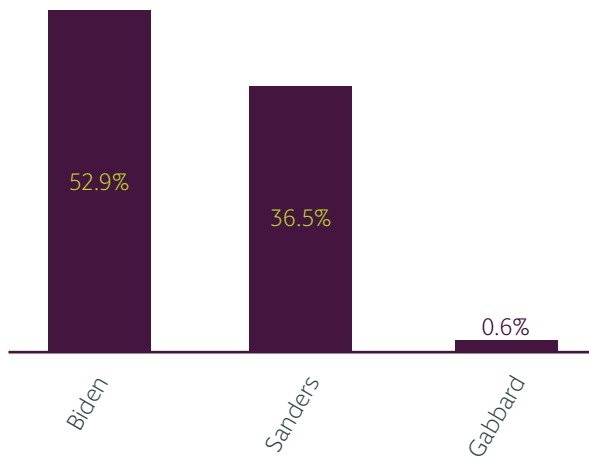


Michigan

In 2016, Sanders won Michigan beating Hillary Clinton in all but 10 counties, but Biden won every county in the state of Michigan this time around. Michigan saw over half-million more voters turn out for the 2020 primaries with most coming out in suburbs like Oakland County where Democrats unseated a House Republican in the 2018 midterms.

Polling

Fivethirtyeight aggregate | 3-11-20



Candidate	Votes	Percent	Deligates
Biden	832,451	52.9%	72
Sanders	574,600	36.5%	52
Gabbard	9,439	0.6%	0

Winner

Michigan 2020 primary results | 125 delegates



Results by county	
Joe Biden	Amy Klobuchar
Elizabeth Warren	Tom Steyer
Bernie Sanders	Tulsi Gabbard
Mike Bloomberg	Pete Buttigieg
	Tie

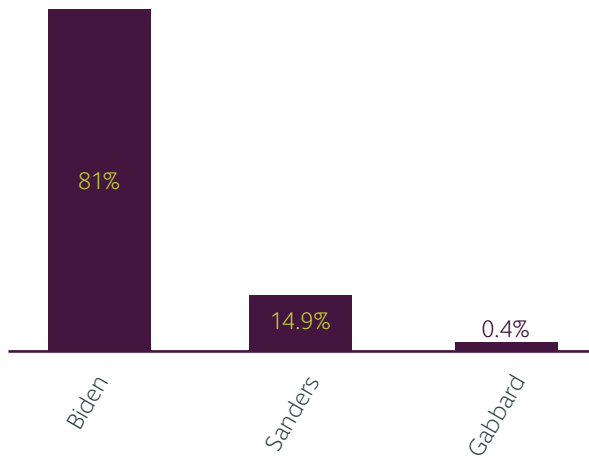


Mississippi

Biden won every county in the state of Missouri. In 2016, Bernie Sanders took 16.62% of the vote and earned five delegates.

Polling

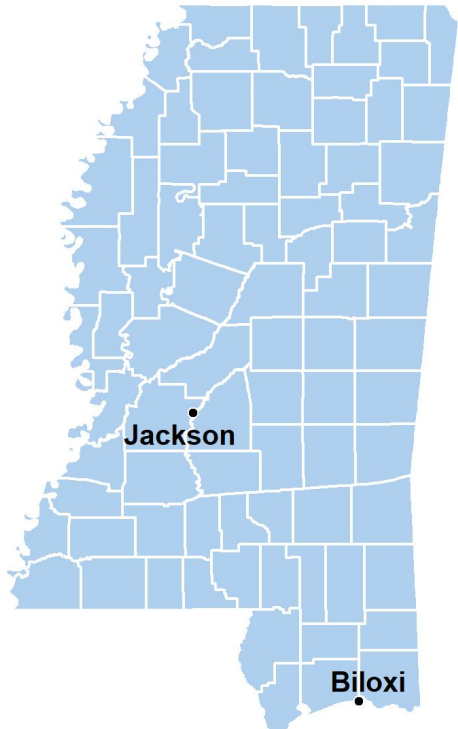
Fivethirtyeight aggregate | 3-11-20



Candidate	Votes	Percent	Deligates
Biden	212,622	81%	34
Sanders	39,071	14.9%	2
Gabbard	966	0.4%	0

Winner

Mississippi 2020 caucuses overview | 36 delegates



Results by county	
Joe Biden	Amy Klobuchar
Elizabeth Warren	Tom Steyer
Bernie Sanders	Tulsi Gabbard
Mike Bloomberg	Pete Buttigieg
	Tie

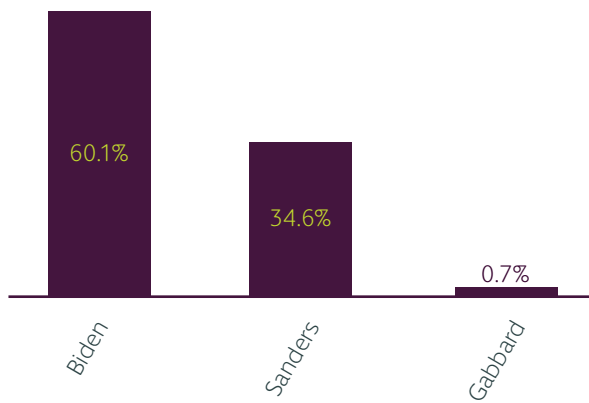


Missouri

In 2016 Missouri was the closest state in the 2016 primaries. Hillary won by only a fraction of a percentage point and Sanders walked away with just one fewer delegate. This time, Biden won every county in the state.

Polling

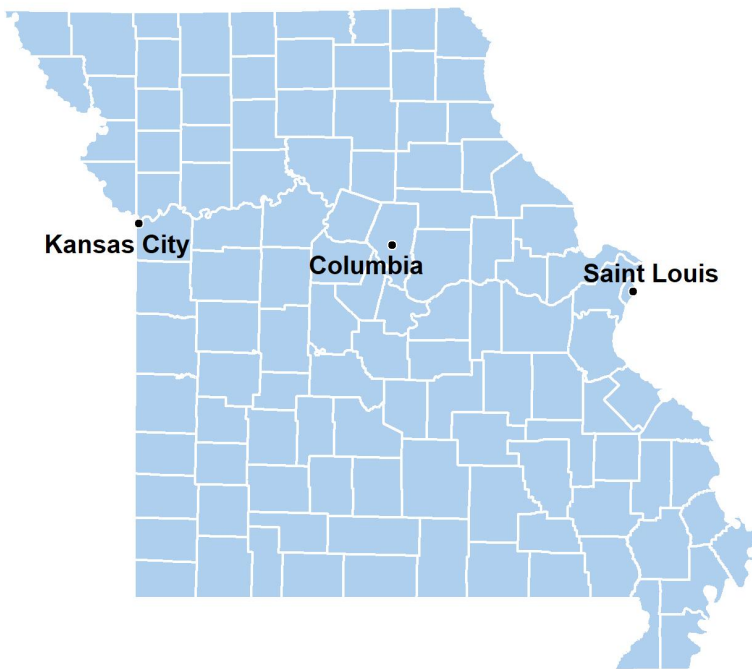
Fivethirtyeight aggregate | 3-11-20



Candidate	Votes	Percent	Deligates
Biden	399,439	60.1%	44
Sanders	229,638	34.6%	24
Gabbard	966	0.4%	0

Winner

Missouri 2020 primary results | 68 delegates



Results by county	
Joe Biden	Amy Klobuchar
Elizabeth Warren	Tom Steyer
Bernie Sanders	Tulsi Gabbard
Mike Bloomberg	Pete Buttigieg
	Tie

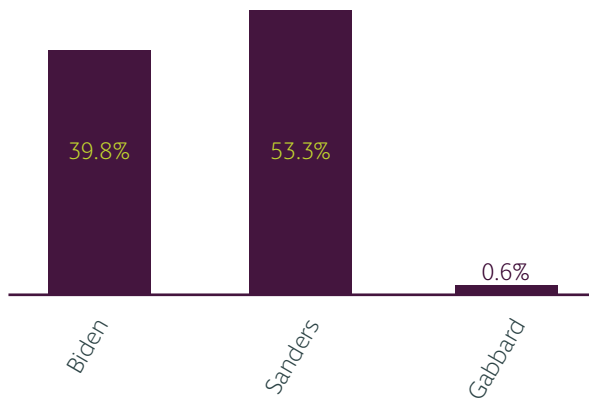


North Dakota

Bernie Sanders won North Dakota with huge margins in 2016, with 64.21% of the vote. This year the state ran a new caucus-primary hybrid for the 2020 elections.

Polling

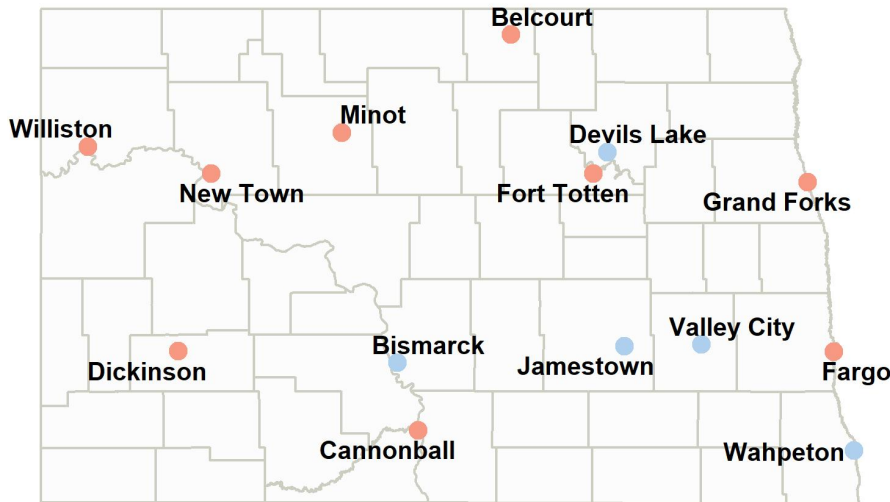
Fivethirtyeight aggregate | 3-11-20



Candidate	Votes	Percent	Delegates
Biden	5,742	39.8%	6
Sanders	7,682	53.3%	8
Gabbard	89	0.6%	0

Winner

North Dakota 2020 primary results | 14 delegates



Results by county	
Joe Biden	Amy Klobuchar
Elizabeth Warren	Tom Steyer
Bernie Sanders	Tulsi Gabbard
Mike Bloomberg	Pete Buttigieg
	Tie

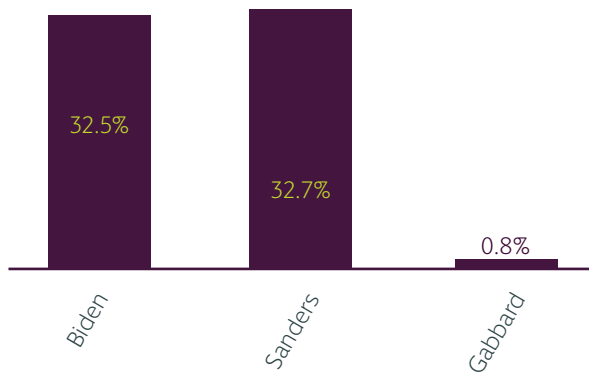


Washington

The Washington primary is still too close to call, but is leaning in Sanders' favor by a slight margin, as of this writing, and splitting the delegates. In 2016, Sanders won the state overwhelmingly with 73% of the vote and 74 of the 89 delegates.

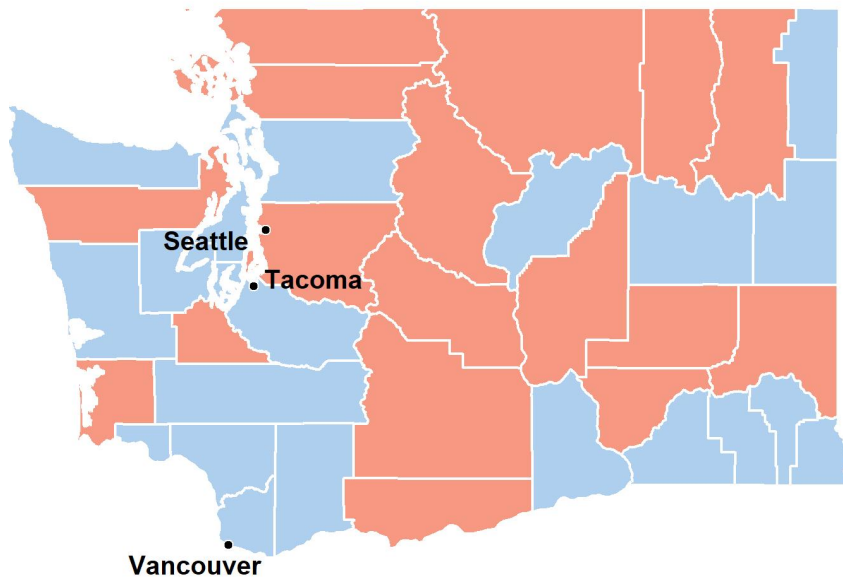
Polling

Fivethirtyeight aggregate | 3-11-20



Candidate	Votes	Percent	Delegates
Biden	333,414	32.5%	17
Sanders	335,498	32.7%	17
Gabbard	8,550	0.8%	0

Washington 2020 primary results | 89 delegates



Results by county	
Joe Biden	Amy Klobuchar
Elizabeth Warren	Tom Steyer
Bernie Sanders	Tulsi Gabbard
Mike Bloomberg	Pete Buttigieg
	Tie

Alicante
Amsterdam
Baltimore
Beijing
Birmingham
Boston
Brussels
Budapest*
Colorado Springs
Denver
Dubai
Dusseldorf
Frankfurt
Hamburg
Hanoi
Ho Chi Minh City
Hong Kong
Houston
Jakarta*
Johannesburg
London
Los Angeles
Louisville
Luxembourg
Madrid
Mexico City
Miami
Milan
Minneapolis
Monterrey
Moscow
Munich
New York
Northern Virginia
Paris
Perth
Philadelphia
Riyadh*
Rome
San Francisco
São Paulo
Shanghai
Shanghai FTZ*
Silicon Valley
Singapore
Sydney
Tokyo
Ulaanbaatar*
Warsaw
Washington, D.C.
Zagreb*

Associated offices*
Legal Services Center: Berlin

www.hoganlovells.com

"Hogan Lovells" or the "firm" is an international legal practice that includes Hogan Lovells International LLP, Hogan Lovells US LLP and their affiliated businesses.

The word "partner" is used to describe a partner or member of Hogan Lovells International LLP, Hogan Lovells US LLP or any of their affiliated entities or any employee or consultant with equivalent standing. Certain individuals, who are designated as partners, but who are not members of Hogan Lovells International LLP, do not hold qualifications equivalent to members.

For more information about Hogan Lovells, the partners and their qualifications, see www.hoganlovells.com.

Where case studies are included, results achieved do not guarantee similar outcomes for other clients. Attorney advertising. Images of people may feature current or former lawyers and employees at Hogan Lovells or models not connected with the firm.

© Hogan Lovells 2020. All rights reserved. 05731